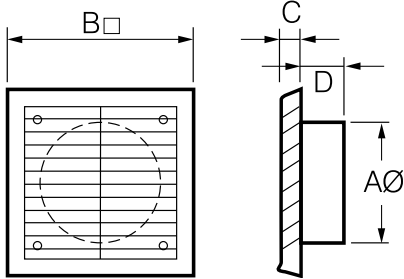




Includes flywire mesh sheet to eliminate entry of insects.

DIMENSIONS



EPFL/PFL EXTERNAL FIXED LOUVRE GRILLE



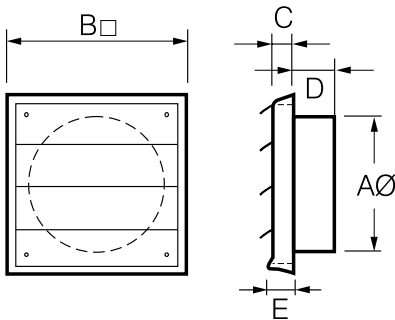
- Designed to withstand harsh outdoor conditions, made with impact & UV resistant Polypropylene.
- Includes flywire mesh sheet to eliminate entry of insects.
- Available in 100mm, 125mm, 150mm & 200mm.
- Comes in black or white finish.

MODEL NO.	COLOUR	NO. OF GRILLES IN BULK PACK	DUCT DIAMETER AØ	B	C	D
EPFL100	White	20	100	154	17	26
EPFL100BK	Black	20	100	154	17	26
EPFL125	White	20	125	154	17	26
EPFL125BK	Black	20	125	154	17	26
EPFL150	White	20	150	185	18	34
EPFL150BK	Black	20	150	185	18	34
PFL200PK	White	-	200	248	25	30
PFL200	White	15	200	248	25	30

EPFL supplied in branded boxes, PFL200 supplied loose, PFL200PK supplied with headercard attached. All dimensions in mm.



DIMENSIONS




PGL EXTERNAL GRAVITY LOUVRE GRILLE



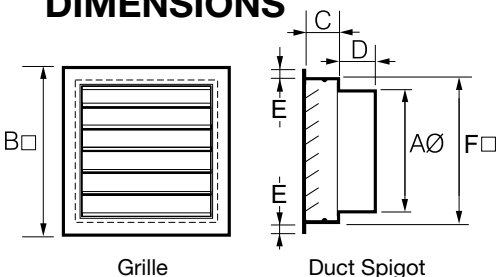
- Designed to withstand harsh outdoor conditions, made with impact & UV resistant PVC.
- Includes shutters that open when the fan is running and close when it is off.
- Available in 100mm, 125mm & 150mm.

MODEL NO. (SINGLE UNIT ONLY)	MODEL NO. (FOR BULK PACK)	NO. OF GRILLES IN BULK PACK	DUCT DIAMETER AØ	B	C	D	E
PGL100PK	PGL100	20	100	155	15	25	18
PGL125PK	PGL125	10	125	155	17	28	20
PGL150PK	PGL150	10	150	185	15	35	20

All dimensions in mm



DIMENSIONS



Grille

Duct Spigot

ALUMINIUM EXTERNAL FIXED LOUVRE GRILLE



- Comes with a galvanised steel spigot that fits inside the wall cavity, leaving the front face to finish flush to the wall.
- Its rigidly-fixed horizontal blades are designed to reduce the possibility of rainwater entry.
- Vermin proof mesh is fitted to minimise the entry of debris.

MODEL NO.	DUCT DIAMETER AØ	B	C	D	E	F
ELDA200	200	297	60	95	20	250
ELDA250	250	345	60	95	25	300

All dimensions in mm



EXTERNAL EAVE GRILLE

MADE TOUGH

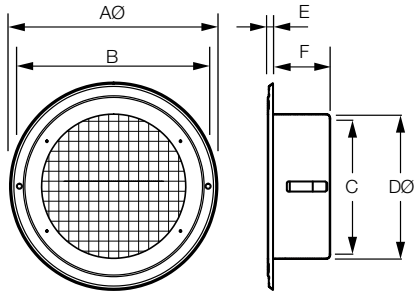
316 GRADE STAINLESS STEEL



The Under Eave Vent EEVSS is made from high quality 316 grade stainless steel, and has been designed for general air intake or exhaust applications. It is fitted with a sturdy wire mesh that prevents pests from entering.

- Flush mounting ideal for under-eave venting.
- Can be used for air intake or exhaust.
- Wire mesh face allows it to be used for wall or ceiling mounting also.
- Made from high quality 316 marine grade Stainless Steel.
- Cinder Mesh insert for compliance with Bushfire Attack Level BAL -40.
- Mounting gasket forms an air-tight seal.

DIMENSIONS



MODEL NO.	AØ	B	C	DØ	E	F
EEVSS100	143	130	86	96	4	50
EEVSS150	206	189	135	145	4	58

All dimensions in mm



DOME VENT EXTERNAL GRILLE

MADE TOUGH

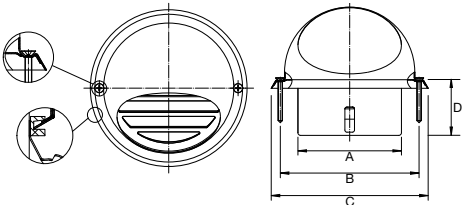
304 GRADE STAINLESS STEEL



The stainless steel Dome Vent is designed for external wall mounting. It is suitable for areas with harsh weather and the mesh screen prevents pests and insects from entering.

- Ideal for extreme weather conditions.
- Made from high quality 304 stainless steel.
- Includes mounting gasket for an air tight seal.
- Fitted with cinder mesh with a 2mm aperture to comply with Bushfire Attack Level BAL-40.
- EDVSS160 is designed to fit onto the spigot of an EDM300-C and other wall fans with a 150mm spigot. Ideal for wall thicknesses from 106mm to 145mm.

DIMENSIONS



MODEL NO.	AØ	B	C	D
EDVSS100	96	130	147	52
EDVSS125	120	165	187	52
EDVSS150	145	189	210	62
EDVSS160	155	189	210	62

All dimensions in mm



HOOD VENT EXTERNAL GRILLE

MADE TOUGH

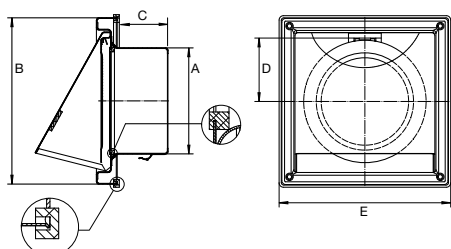
304 GRADE STAINLESS STEEL



The Hood Vent is made from high quality 304 stainless steel and has a gravity backdraft shutter that prevents cold air flowing back into the room. The valve body is equipped with a mounting gasket that forms an air tight seal.

- Ideal for extreme weather conditions.
- Includes gravity backdraft shutter.
- Cinder mesh with a 2mm aperture to comply with Bushfire Attack Level BAL-40.

DIMENSIONS



MODEL NO.	DUCT DIAMETER AØ	B	C	D	E
EHVSS100	100	156	50	58	156
EHVSS125	125	180	50	66	184
EHVSS150	150	181	58	78	184

All dimensions in mm